

Queen Mary's Grammar School Key Stage 3



Key Stage 3 Wider Reading List



Key Stage 3 Homework Extension Activities



Preface:

The wider-reading suggestions and tasks for extending and enriching learning that are contained within this booklet are intended to further pupils' interest and understanding in subjects they study in school.

Teachers in all departments have put time and thought into a range of activities that will hopefully ignite, rekindle, or fuel an intellectual curiosity for their subjects. The activities are designed to supplement, not replace, homework set by teachers according to the published homework policy.

Another way pupils can enhance their independent learning, in subjects they study or to extend a personal interest, is by reading some of the books on the whole-school wider reading list.

Pupils are already expected to be reading regularly. We expect your son to read fiction and non-fiction books for at least 15 minutes every day. The benefits of reading widely extend across the entire curriculum and are proven to improve GCSE achievement, so this is in addition to homework set by each subject. Pupils' reading choices will be supported by reading recommendations from their teachers and the Library, but the whole-school wider reading list is populated by all Heads of Department to enhance learning and understanding in every subject taught at Queen Mary's – also with an eye for those who may wish to pursue personal interest in a subject they haven't been able to study.

It is important to note that all the extension activities and books on the whole-school wider reading list should be treated as suggestions for enrichment, challenge and *enjoyment*. It is not intended that pupils should be working through them systematically until completion; nor do we intend parents to rush out to buy every book on the list; nor is it intended that teachers will be collecting in extra work for marking. We hope that pupils will find inspiration in the reading lists and fulfilment in the activities, the intention of which is to engage learners and enthuse a love of learning.

Please feel free to recommend additions for future versions of this document. We would be happy to put your suggestions to departments for later inclusion.

Michael Lax
Deputy Head (Curriculum)


Martin Fadden
Head of English
Whole-School Literacy Coordinator

Art & Design

- Visit Walsall Art Gallery
- Visit Birmingham Museum and Art Gallery.
- Take a series of photographs over time. Try capturing an object or scene several times as the light changes. For example taking several pictures of a view out of a window. To capture the changing scene as the light disappears.
- Take a photograph of a friend. Use a lamp to alter the lighting and to cast shadows. Use the lighting to alter the mood of the image.
- Research 'why is art at school important?' Write an argument supporting this viewpoint and present it to someone at home.
- Look at a YouTube video showing you have to shade using your graphite pencils. Have a go!
- Look up 'potato printing' have a go at creating a design using your basic printing tools.
- Trying painting a view from a window at home.

Books with further learning activities perfect for Key Stage 3 and beyond

- The Complete Book of Drawing: Essential Skills for Every Artist by Barrington Barber
- How to see it, How to Draw it: The Perspective workbook by Matthew Brehm



Biology:

- Grow your own food. This can be anything from cress on the window sill to a small vegetable patch in the garden. Radishes grown in just a few weeks. Food production is covered in Y11.
- Build a Cacti and Succulents collection. An excellent plant to own as it has some of the most obvious adaptations. We cover this topic in year 10.
- YouTube has myriad videos. Students can look at Brainiac clips but progress onto more advanced topics quickly. Avoid any evolution videos as these can have hidden agendas. Evolution is covered in year 11 and 13.
- Popular science books are a great way to get interested students into science. A good one is “How to Dunk a Doughnut”. A good way is to go to a local bookshop and pick out a few titles. We have a limited number to loan in school. We encourage further reading at all levels but it is essential at 6th form.
- The British Trust for Ornithology www.bto.org run annual garden bird surveys and others that run through the year. A bird table in the garden is a good idea and can be used all year round. Taking data in this way is at the core of what ecological biologists do all the time.
- A visit to a museum is a good idea. The think tank at Millennium point in Birmingham is an ideal place to start with changing displays. This is a good way to encourage students into Biology at all years.
- Each biology student has a textbook which is rarely used in school lessons and should already be at home. Staff avoid using questions from this book so as to allow parents to make full use of it at home.

Chemistry

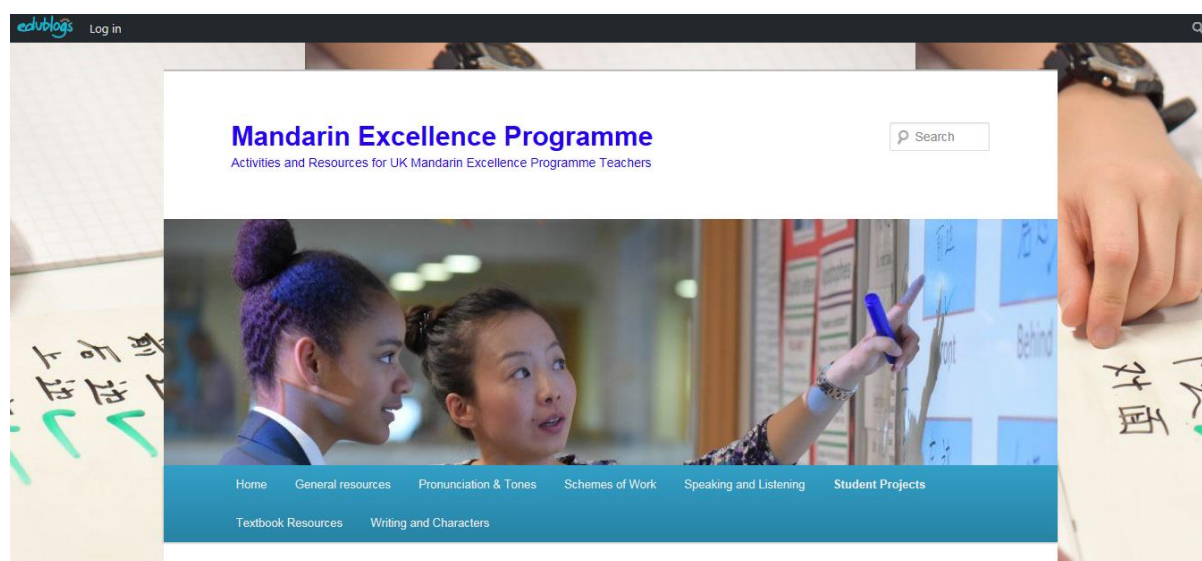
- Good scientists have curious minds. Scientific discovery rarely arises from a Eureka moment but rather someone saying 'That's odd'
- Take your voyage of scientific discovery outside of the lab with 'Illustrated Guide to Home Chemistry Experiments; All Lab, No Lecture (DIY Science)' by Robert Bruce Thompson or, perhaps more manageably, 'Chemistry in Your Kitchen' by Matthew Hartings.
- Of course chemistry can be consumed elsewhere. The following websites are all worth a visit if the visual and audible are more to your taste (but books are best):
- BBC Bitesize <http://www.bbc.co.uk/schools/gcsebitesize/chemistry/>
- ChemGuide <http://chemguide.co.uk/>
- Doc Brown <http://www.docbrown.info/>
- along with YouTube and BBC iPlayer,

Chinese

The following online project-based resources for Chinese are suitable for all KS3 students

<http://mandarinexcellence.edublogs.org/mep-resources/year-7/>

<http://mandarinexcellence.edublogs.org/mep-resources/year-8/>



Computer Science and ICT

| Year 7 | | |
|-----------------------------|---|---|
| Name | Purpose | Link |
| Code Club | Choose a tutorial to expand/begin your coding journey in HTML, Python or Scratch Note: Enjoyed it? Why not join Year 7 code club Monday lunchtime. | https://www.codeclub.org.uk/projects |
| Teach ICT | Great place to look up key terms for topics you are studying in class | http://www.teach-ict.com/glossary/A.htm |
| ECDL | Video tutorials for Excel, PowerPoint, Word | http://edividers.co.uk/index.php/ecdl |
| Year 8 and 9 | | |
| Name | Purpose | Link |
| Microsoft Office Specialist | Guide and video tutorials to support students with their learning of the 'Microsoft Office Specialist' qualification that undertake in Year 9. | Microsoft PowerPoint Microsoft Word Microsoft Excel |
| Craig 'n' Dave | Video Tutorials that guide students through both the theoretical and practical elements of the 'Entry Level Computer Science' qualification and give an understanding towards GCSE Computer Science in Year 10. | http://student.craigndave.org/ |
| W3C schools | Want to find out more about HTML and CSS or even using JavaScript to add some dynamic content to your website. Learn more here. | https://www.w3schools.com/ |
| Khan Academy | Tutorials to learn about JavaScript, HTML and CSS. | https://www.khanacademy.org/computing/computer-programming |

DT@QMGS: Independent Learning Opportunities

The list below should be used to help you develop your knowledge and understanding of Design and Technology. You need to develop independent learning skills. They can be actioned at any time and are appropriate for all key stages.

Focus eLearning

This is a superb electronic resources suitable for all key stages. All students have free access to the range of resources. There are videos, quizzes and lots to read and discover about all aspects of Design and Technology. The link below should be opened at home and the site can be bookmarked:

[Focus eLearning by Focus Educational Software Ltd.](#)

The link has also been posted in your child's team page.

Fusion 360

Download the software and create a free account with Autodesk. There are many on-line tutorials that can be used to develop your 3D CAD skills using Fusion 360.

Google SketchUp

Download the software. It is free. There are many on-line tutorials that can be used to develop your 3D CAD skills using Google SketchUp.

Flat-Pack Furniture

You can learn a huge amount by helping to assemble flat-pack furniture. Look closely at the materials, components and fixtures being used. There is a local IKEA store at Wednesbury.

Product Analysis

Everything that you use has been designed and manufactured. You can learn a lot by looking closely at the products that you use in your home. Consider the materials, manufacture, scale of production, ease of repair, sustainability and ergonomics.

Packaging Symbols

Look closely at the packaging of products that you buy. Is the packaging needed? Can it be recycled? Could it be reduced? What symbols are there on the packaging?

Scrap Book

Look through magazines and newspapers for articles that relate to D&T, engineering, architecture and sustainability. Cut them out, stick them into the scrap book and then annotate the cuttings with your analysis.

Product Disassembly

You can learn a lot about products by taking them apart. Try separating every single component part. To recycle efficiently every material and component must be separated. How are the components joined? Is the product designed for easy disassembly?

The 6 Rs: Recycle, Re-use, Reduce, Repair, Refuse and Rethink

Look closely in your home and in your daily life. What do you recycle? What do you repair? Look closely at the items that you place in your recycling bin. Look closely at items that you do not recycle? Could they be recycled? Do you maintain/repair your bicycle? What about the family car?

YouTube

There are many excellent video clips relevant to D&T, engineering, manufacturing and architecture.

Books

There is a large selection of Design and Technology books and magazines in both workshops. These resources can be borrowed for use at home.

Trips and Visits

There are many relevant places that you can visit. The Design Museum in London, The Science Museum in London, The Bauhaus Archive in Berlin, JCB, Jaguar Land Rover, Toyota and Coca Cola are some possibilities. Watching Tv programmes like "Inside the Factory" is highly recommended.

Sketching and Designing

"Designing is about making things better". Choose any product and sketch ways of improving it. You could improve the aesthetics, performance, manufacture, ease of maintenance or its packaging.

English

1) Read more!

You should already be reading fiction and non-fiction texts for at least 15 minutes each day, outside of lessons, as part of your literacy work, but the English department also runs a series of reading challenges which push you in what you read and for how long. Drama groups are also active and provide another source for expression and creative interest. A *Readathon* event is held each year and this raises funds for charity as well as guiding you towards increased consumption of good quality texts. The department has handy reading lists for different year groups and these can be found on the library website. Remember that you can even write reviews of books for the library newsletter! Regular competitions and theatre visits allow all students to gain experience of creative writing in the real world and add tremendous value to your wider experience of this subject. *When reading, try to find a quiet and private space. You will enjoy it more and gain more from your time with books.*



2) Write more!

- Write a short story about events in your day, thoughts or feelings you've had, or just about whatever occupies your mind.
- Write for the QM Observer or the library newsletter.
- Open a Goodreads account: write, then publish your own reviews of books.
- Enter a writing competition; these are frequently advertised in the department.

3) Enjoy quality content!

Discuss, with friends and family, the merits of films, television shows and podcasts that you have enjoyed.

Try these, for starters:


BBC Sounds: *In Our Time* for high-quality cultural discussions(challenging), *The Owl and the Nightingale* by Simon Armitage, a range of audio-books and documentaries on multiple topics and interests.

BBC iPlayer will offer you a great breadth of dramas and documentaries, including classic plays and adaptations of novels.

Quality journalism e.g *The Guardian* newspaper offers 'long reads' on fascinating topics. This is still free but some organisations will have a paywall, of course.

Spotify offer freely available podcasts on literature, current affairs and less serious matters, too. Try *The Rest is Politics*, for example, with Rory Stewart and Alistair Campbell.

Visit the **theatre** if you can! On most occasions, a range of ticket prices are available.



4) Watch one of these documentaries

Michael Scott's *Ancient Greece: The Greatest Show on Earth* gives a history of Greek tragedy, a bedrock of later literary form

<<https://www.youtube.com/watch?v=FAkLTWQUBG8>>

- Michael Wood's *In Search of Beowulf* introduces you to Anglo-Saxon literature
<<https://www.youtube.com/watch?v=1C0sFXU0SL0>>
- Akala's version of Homer's *Odyssey* in https://www.youtube.com/watch?v=8zlo9g_wR2s
- Daljit Nagra's exploration of Coleridge's *Kubla Khan* in <https://www.bbc.co.uk/programmes/m001d4zb>
- James Shapiro, *The King and the Playwright* is a historically focused series about Shakespeare's "middle period" <https://www.youtube.com/watch?v=SRFF2rd0_uk>
Adam Nicholson's *When God Spoke English* covers the writing of the *Authorized Version* of the Bible and how it took its place in English Literature <<https://www.youtube.com/watch?v=aa4f9c8lnog>>
- *Armando Iannucci in Milton's Heaven and Hell* offers a light-hearted look at a dark topic taking in the surprisingly interesting life of John Milton <https://www.youtube.com/watch?v=4j__itIVgOk>
- *Stephen Fry and the Gutenberg Press* explores the invention of the printing press which transformed literature <<https://www.youtube.com/watch?v=aa4f9c8lnog>>

5) Visit literary locations!

Visit sites of literary importance such as Sarehole Mill, Birmingham- inspiration for **Middle Earth**; Stratford-upon-Avon, Warwickshire, birthplace of **Shakespeare**; Haworth, West Yorkshire- commonly associated with the **Bronte sisters**; Whitby, North Yorkshire, often seen as the home of the **Gothic tradition**.

The website <http://www.lithouses.org> and the Twitter handle @literarybritain have more suggestions for outings. Try doing some research and reading something by the author before you go or while you're there.

And finally...

If in doubt, speak to a member of the English department. We are happy to offer advice and ideas on possible texts and authors.

French

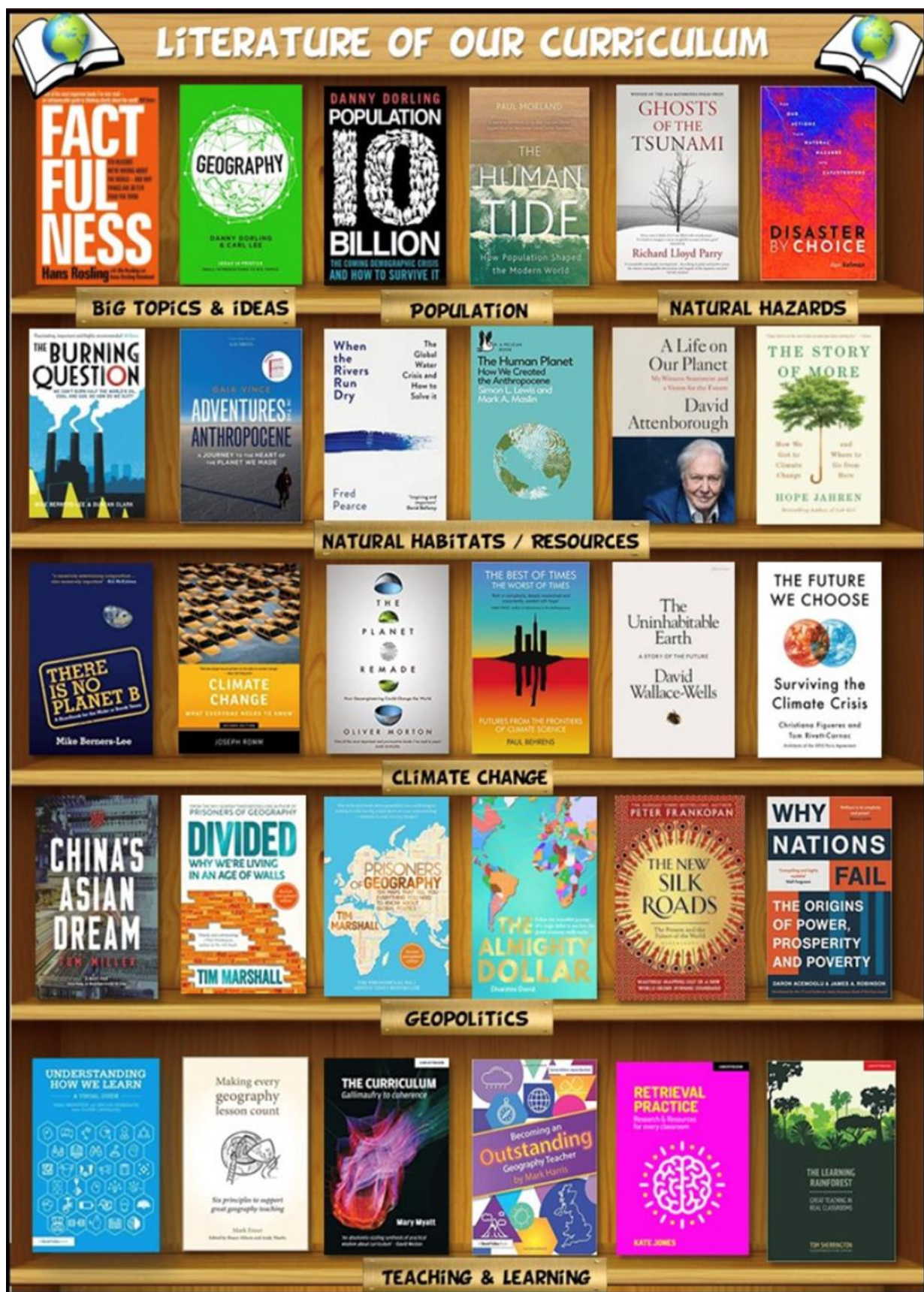
- "French reading for pleasure" folder - available in class team
- Learn verbs from grammar section at back of text book
 - ER/IR/RE verbs
 - Irregular verbs
 - Present tense
 - Immediate future tense
 - Perfect tense
 - Imperfect tense
- Practise numbers by counting things around the house
- Write a list in French of important dates for your family
- Practise times by writing out your daily routine
- Make labels in French for items round the home
- Keep a diary in French
- Write some menus in French
- Write a schedule of household jobs to be done by the family
- Write out your school timetable in French
- Write a list of Christmas presents in French
- Look through a family photo album and describe the people/what is going on
- Read French comics – (bandes dessinées) borrow from school/find online – Astérix/Bob et Bobette/Boule et Bill/Gaston Lagaffe/Lucky Luke/Les Shtroumpfs/Tintin.
- Use these comics to:
 - Read for pleasure
 - Write a summary of the plot
 - Stop reading a page and write what you think the rest of the story will be
 - Spot grammatical categories (adjectives/verbs, pronouns)
 - Create a new story with the characters from the comic.
 - Create a dialogue between some of your favourite characters.
 - Try to remember by heart the contents of one speech bubble.
 - Watch French cartoon adaptations of the comics listed above.
- Use language learning websites with self-marking exercises on vocabulary and grammar:
 - www.languagesonline.org.uk
 - www.duolingo.com
- Learn vocabulary - lists at end of each chapter in textbook
- Watch your favourite shows on Netflix, Amazon Prime, etc. in French with subtitles



Geography

- Read the latest article posted on our Twitter feed @qmgsgoeing
- Draw a world map from memory – compare it to your atlas and see how you might make some improvements.
- Take a photograph every day – you could focus on a different theme each week, such as water, the sky, buildings, humans and transport.
- Watch the news each night and see what topics relate to geography.
- Create a scrap book of “Amazing Places” you would like you visit in the future.
- Study the geography of sport – map out where the Premier League teams. Are there any patterns?
- Create a landscape in a shoe box – it could be focused on the human geography or physical geography. Can you show Walsall in a shoe box? Or a river or coastal landscape?
- Use Google Earth to create a pin map of places you have visited in the UK, Europe and further afield.
- Study your home and research how it could be more energy efficient and save your family money on electricity and gas bills. How much can you save your family? Does your energy efficient investment save more than it costs?
- Find out the top 10 cities by population in 1950 and add it to a blank world map. Now look for the top 10 cities today. Where has there been the biggest change?
- How many food miles can you rack up? Look at the food labels on your products and work out how far away your food has come from. What are the impacts (good and bad) of food from overseas?
- What’s your high score on <https://geoguessr.com/>?
- Where was the last earthquake? <https://earthquake.usgs.gov/earthquakes/map/>
- Go for a walk! How many different plants and animals can you spot?
- Keep a weather diary – how does it change over time? Can you see any patterns?
- Visit your local Forestry Centre – from Cannock Chase to Rolleston in Derbyshire.
- Find headlines related to migration and population. Create a tally chart of positive to negative. Is it balanced?
- Use <http://www.Gapminder.org> to study different geographical patterns around the world. What happened to deaths due to car accidents in Sweden?
- Go on a Sightseeing Tour on Google Earth.
- Should HS2 continue to go ahead? Write a reasoned argument for this and present it to your form group/ geography class.
- Can you get them all? Download The Flag Quiz app on to your mobile or tablet.
- Visit true size and compare the relative size of countries: <https://www.thetruesize.com/>





- Visit the library and read a book related to the geography curriculum at QMGs.
- Produce a review of any of these books and present it to your form group/ geography class.

History

Watch some television documentaries:

Year 7

- *Battlefield Britain*, Dan Snow series: esp Battle of Hastings
- *History of Britain*, series 1, Simon Schama
- Terry Jones' *Medieval Lives* series

Year 8

- *Roots*, BBC TV series
- *History of Britain*, series 2, Simon Schama
- Dan Snow, *Battlefield Britain: Naseby*
- *Henry VII, The Winter King*. BBC
- *The Pendel witch child*, Youtube
- *British History's Biggest Fibs* With Lucy Worsley - Episode 1: War of the Roses, BBC

Year 9

- *All Quiet on the Western Front*: book & film
- *BBC GCSE history Bite size*, The First & Second World Wars & 20th century



Active learning

- Local castle visits: Warwick, Kenilworth
- Museums: Walsall Leather Museum, Black Country Museum, Inge street housing (Birmingham's Back-to-Back housing)
- Family history World War I research: Commonwealth War Graves Association.

Mathematics

In addition to set homework in line with the school policy, this website provides more stretching questions as well as mathematical challenges.

<http://www.drfrostmaths.com/>

dfm

Resources Homework Schemes of Work About Demo McDemoF

DrFrostMaths.com is a huge bank of free educational resources for teaching mathematics, with full sets of slides, worksheets, games and assessments that span Year 7 to Further Maths and enrichment resources with a Maths Challenge/Olympiad focus.

Using matrices to represent data

Practise questions.
Track your progress.
Differentiated content.

NEW!

Resources Site > Homework Site >



Times Educational
Supplement: Featured
Author of the Month



Oxford University
Teaching Excellence
Prize 2012



Shortlisted for TES
Maths Department of
the Year 2016

Music

- There's some great music theory quizzes on musictechteacher.com or musictheory.net
- If you have an instrument at home do some practice! If you have a keyboard at home, pick up a photocopy of the keyboard sheets at the front of the classroom
- If you have a guitar, pick up a photocopy of the guitar booklet
- Year 7's - Play along to the backing tracks that can be found on Teams (yr 7 resources folder)
- Visit one of the many fantastic concert venues here in the Midlands & listen to some Live Music. E.g. Symphony Hall/ Wolverhampton Civic Centre/ the Garrick Theatre Lichfield/Forest Arts Centre Walsall
- Compose using the free on line music software 'Chrome music lab'
- If you have an Apple device, compose using the free software Garage Band
- Download a free piano app on your phone (eg. Perfect piano)
- Loads of music to listen to & activities on the 'BBC bitesize music website' & 10 pieces on BBC teach.

Be inspired, by watching famous musicians on You Tube:

Guitar – Sungha Jung/Brian May (Queen)/ Jimi Hendrix/Rodrigo y Gabriela
Trumpet – Alison Bolson/ Louis Armstrong/ Wynton Marsalis
Piano – Peter Bence/Harvey Lin/ Jan Lisiecki/ Conrad Tao
Cello – Sheku Kanneh-Mason/ Yo Yo Ma/Gautier Capucon
Clarinet – Emma Johnson/Doreen Ketchens/Benny Goodman/ Larry Combs/
Alto sax – Alex Han/Kenny G/
Violin – Vanessa Mae/Andrew Rieu/ Julia Fischer
Trombone – Glenn Miller/ Christian Limberg/ Ian Bousefield/ Don Lusher
Baritone/euphonium – Steven Mead/ David Childs
The Piano Guys
The Pentatonix

Listening.....the following artists link with topics covered in years 7-9 (You Tube)

Reggae - Bob Marley/ UB40/ Jimmy Cliff
Blues - Ray Charles/ Louis Armstrong/ Benny Goodman/Duke Ellington/Glenn Miller
Film Music – John Williams
Musicals – Andrew Lloyd Weber/ Lin-Manuel Miranda

Other useful YouTube clips:

BBC young musician of the year
Dr Who Proms 2013
Young person's guide to the orchestra (by Benjamin Britten)
Last choir standing
BBC choir of the year

Visit the department's website at:

<https://www.qmmusic.info/>

Watch videos of previous school concerts



Physical Education

- The NHS states that 'to maintain a basic level of health, children and young people aged 5-18 need to complete at least 60 minutes of physical activity every day' (range from moderate i.e. cycling and playground activities, to vigorous activities i.e. running and rugby). On three days a week, these activities should involve exercises for strong muscles and exercises for strong bones. Keep a record/diary each week of the physical activity you complete on a daily basis to judge whether you are meeting this target.
- Calculate your Resting Heart Rate by finding your pulse (carotid pulse = neck or radial pulse = wrist). Now calculate your Maximum Heart Rate ($220 - \text{age} = \text{MHR}$ in bpm). Calculate your aerobic training threshold (60-80% of MHR) and anaerobic training threshold (80%-90%). Your task is to exercise either aerobically or anaerobically and record your heart rate in the middle of your activity to ensure you meeting the heart rate thresholds.
- Measure your own height and weight, then calculate your own BMI.
- Keep a food diary for two days, writing down everything you eat and drink, and then use your diary to answer the following questions: is your diet balanced (explain your answer) and what do you need to add/remove from your diet to make it balanced?
- Think about a sport/activity that you do with other people. List the social health benefits you have gained from this.
- Prepare a warm-up for a sport you take part in regularly, remembering to include a pulse-raising exercise, stretching and joint mobilisation exercises, sport specific drills and a psychological warm-up. Lead others through your warm-up.
- Describe two injuries you have experienced as a result of taking part in sport and physical activity. How were they treated? How long did they take to heal? What, if anything, could you have done to avoid the injury?
- Athletics – research an Olympic Record for your chosen activity (name of athlete, distance/time, year of the record and their country of origin). Figure out the difference between your result and the Olympic athlete.



Physics

- KS3 Bitesize physics <http://www.bbc.co.uk/education/subjects/zh2xsbk>
- Try reading Bill Bryson, *A short history of nearly everything*
- For interest in the space topic, watch Brian Cox's series: *Wonders of the Solar System* or *Wonders of the Universe*
- Go for a run, measure the distance you travelled and time yourself. Work out your average speed. Ask your friends to measure your time every hundred metres- plot a distance time graph of your results. You could even find your acceleration between two times by calculating your gradient.
- Try building magnets at home by stroking an iron nail with an existing magnet in the same direction. Can you demagnetise it?
- Do you have energy saving lightbulbs in your home? Can you replace an existing filament bulb with an energy saving one and calculate how much energy you'd save?
- Research clean energy. Look into developments in wave power and the different designs being developed. A tidal power station is being built across Cardiff bay- can you research how this will work and how much electricity it should generate.



Religion, Philosophy and Ethics

Please visit the RPE department's website and Twitter feed for a wide range of extension activities:
<https://sites.google.com/view/qmgsrpe>



Twitter: @QMGSRPE



Spanish

- "Spanish reading for pleasure" folder - available in class team
- Learn verbs from grammar section at back of text book
 - AR/ER/IR verbs
 - Irregular verbs
 - Reflexive verbs
 - Stem-changing verbs
 - Present tense
 - Immediate future tense
 - Perfect tense
 - Imperfect tense
- Practise numbers by counting items around the house
- Write a list in Spanish of important dates for your family
- Practise times by writing out your daily routine with times
- Make labels in Spanish for items round the home
- Keep a diary in Spanish
- Write some menus in Spanish
- Write a timetable of household jobs to be done by the family
- Write out your school timetable in Spanish
- Write a list of Christmas presents in Spanish
- Look through a family photo album and describe the people/what is going on
- Watch Spanish cartoons – online
- Learn vocabulary – lists at the end of each chapter in the text book.
- Watch your favourite shows on Netflix, Amazon Prime, etc. in Spanish with subtitles.
- Use language learning websites with self-marking exercises on vocabulary and grammar:
 - www.languagesonline.org.uk
 - www.duolingo.com

